

WHO GROWS AND PREPARES OUR FOOD?

Kitchen

ADAPTED

GRADES K—1

SCHOOL PARTNER
LESSON PLAN

Lesson Title: Who Grows and Prepares Our Food?		
Grade: K-1	Lesson Number: 10	
Estimated Time: 45 mins.	Season: Winter	Type: Cooking Concept
<p> Teacher Background and Lesson Description: <u>In this lesson</u>, students will learn about producers and consumers. They will create their own pizza and trace back the ingredients they use back to their sources.</p>		
<p>★ Lesson Objectives: HE.K.1 Understand and describe a variety of food related professions. PLS.4 Students are active and engaged learners who show up on time prepared to learn and manage their time wisely.</p>		
<p> Academic Standard Connections: CCSS.ELA LITERACY.SL.K.4 Describe familiar people, places, things, and events and, with prompting and support, provide additional detail.</p>	<p> Health Standard Connections: N/A</p>	
<p>? Essential Questions: Where does our food come from? What is our role in the food system?</p>		
<p> Vocabulary: food system/food chain, consumer, producer, ingredients</p>		

NOTE:

Adapted from **Grade K Kitchen Lesson #11: Who Grows and Prepares our Food?**, pg. 264.



CREATED BY
Cunningham Elementary School in 2023








Emeril Lagasse Foundation retains ownership of these specific lesson plans. Any third-party resources or handouts included are shared solely as examples and we do not claim ownership of them.

<p>Materials:</p>	
<p>Lesson Introduction:</p> <ul style="list-style-type: none"> • Before We Eat: From Farm to Table by Pat Brisson 	<p>Equipment:</p> <p>For whole class:</p> <ul style="list-style-type: none"> • TV/Screen • Computer • Chart paper • Markers • Oven <p>For each group:</p> <ul style="list-style-type: none"> • Baking Sheet or Pizza Pan • Scissors • Glue sticks • Where Does Our Food Come From? Sort (1 per student) • My Pizza handout (1 per student)
<p>Ingredients:</p> <ul style="list-style-type: none"> • Pre-made pizza crusts (cut so each student can get a slice) • Pizza sauce/tomato sauce • Mozzarella cheese • Pepperoni • Different colored bell peppers • Ham • Pineapples • Olives 	
<p>Materials for Enjoying Food:</p> <ul style="list-style-type: none"> • Plates 	<p>Materials for Cleaning Up:</p> <ul style="list-style-type: none"> • Dish soap • Scrubber (for dishes) • Drying rack • Kitchen towels • Trash, recycling, and compost bins • Sponge (for counters) • Broom and dustpan
<p>Assessment: Observations</p>	
<p>Teacher Prep:</p> <ul style="list-style-type: none"> • Set up for the lesson introduction • Set up for cooking, including specific steps for preparing different stations when relevant • Set up for enjoying the food • Set up for clean-up 	
<p>Additional Resources:</p> <ul style="list-style-type: none"> • Where Does Our Food Come From? by Bobbie Kalman • Where Does Food Come From? by Alan Walker 	



CREATED BY
Cunningham Elementary School in 2023

Emeril Lagasse Foundation retains ownership of these specific lesson plans. Any third-party resources or handouts included are shared solely as examples and we do not claim ownership of them.

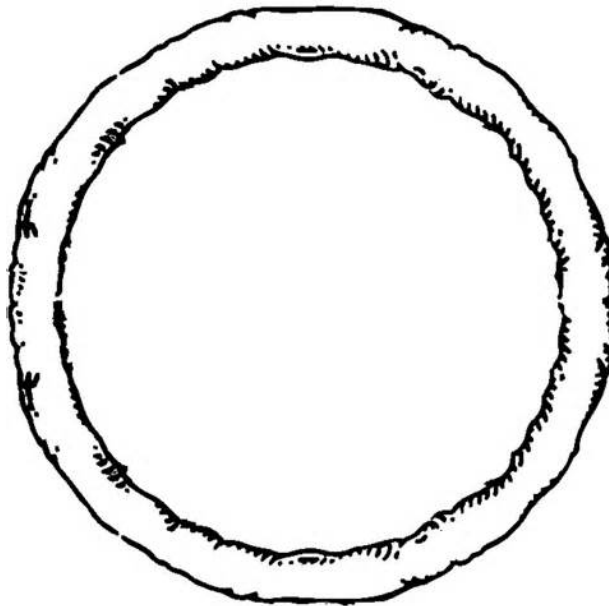
<p> Engage: <i>Ignite Interest</i></p> <ul style="list-style-type: none"> ● Read Before We Eat: From Farm to Table by Pat Brisson. <ul style="list-style-type: none"> ○ Tell students to put their hands on their head every time they hear about a new food profession. ○ As you read, stop every time a new food profession is mentioned to have students discuss and explain what those people do to help us get our food. ○ Ask students if they know anyone who does any of the things mentioned. ○ When the book is finished, discuss our role in the food system, as consumers. 	
<p> Explore: <i>Stir Discoveries</i></p> <ul style="list-style-type: none"> ● Watch one of the following videos and discuss food systems/food chains: <ul style="list-style-type: none"> ○ The Food Chain for Kids - Learn Bright ○ What is a Food Chain? - Peekaboo Kidz ● Create a food chain together ending with "us" as the consumer. 	
<p> Explain: <i>Clarify New Ideas</i></p> <ul style="list-style-type: none"> ● Complete Where Does Our Food Come From? Sort 	
<p> Elaborate: <i>Watch It Rise</i></p> <ul style="list-style-type: none"> ● Allow each student to make their own pizza slice with toppings of choice. <ul style="list-style-type: none"> ○ At minimum, students should put sauce and cheese on their slice of pizza. ● While their pizzas bake, have each student complete the handout tracing back their ingredients. 	
<p> Evaluate: <i>Reflect</i></p> <ul style="list-style-type: none"> ● Model the appropriate clean-up instructions (including collecting food scraps for the compost bucket) and have each student practice following the instructions as they finish eating. ● Share appreciation for each of their individual contributions to the kitchen and to the community, and for their respect for the kitchen. Express excitement for your next time together. 	
<p> Connections to Garden Lessons:</p> <p>As you harvest and/or prepare food together, discuss with your students: "How are we being farmers, bakers, chefs, etc., right now?"</p>	<p> Possible Extensions:</p> <p>Send student drawings and letters to local farmers, chefs and the like.</p>

Name: _____

Date: _____

Where Did this Come From?

Draw and color the pizza you created. Write down the ingredients you used and where they came from.



My pizza has...	It came from...











CREATED BY
Cunningham Elementary School in 2023

Emeril Lagasse Foundation retains ownership of these specific lesson plans. Any third-party resources or handouts included are shared solely as examples and we do not claim ownership of them.

Where does our food come from?

Match the animals with the food they give us.



Source credit: Where does our food come from?



CREATED BY
Cunningham Elementary School in 2023

Emeril Lagasse Foundation retains ownership of these specific lesson plans. Any third-party resources or handouts included are shared solely as examples and we do not claim ownership of them.